

A large piece of wood is being turned on a lathe in a workshop. The wood is mounted on the lathe and is being shaped by a tool. The wood has a prominent grain and is being turned into a smooth, rounded form. The lathe is a white and red machine with a blue handle. The workshop is filled with various tools and materials, including a wooden box and a metal table. The text "Santa Cruz Woodturners" is overlaid in red on the image.

Santa Cruz Woodturners

Saturday, June 20, 2020

Remote by Zoom

Zoom Etiquette for the Summer Solstice

- If you're using a phone for audio, please keep it on mute when you're not speaking. Use the button, or push *6 (star six) to mute/unmute.
- Same goes for computer microphone users, using the microphone icon.
- Use the Chat function today if you wish to send messages without interrupting the speaker...we're not "monitoring" it today.

Agenda, June 20, 2020

8:30 Log-in & Open Discussion

9:00 Business meeting

Raf: Treasurer's Report

Wells: President's Report

Video & web upgrades

July & August meetings

All: New Business



9:20 Collective Demonstration: Turners' Shop Innovations ("Hacks")
Featuring: All of us, Round Robin style

10:30 ± Adjourn—We'll keep going as long as you wish

Next Meetings:

Saturday, July 18, 8:30-11 AM via Zoom

Demo: "**Finishing School**," Featuring **John Wells & The RPM Five**

Saturday, August 1 Our first international remote demo:

Glenn Lucas live from his studio in Ireland via Zoom: *Turning a Thin Wall Bowl*

Special Session: Glenn Lucas

Live From Ireland August 1

Via Zoom: 8:30 - 11



Shop Innovations Santa Cruz Woodturners
June, 2020

Shop Innovations...or “Hacks”

- Devices, techniques, and clever workarounds
- Created in your shop to solve problems
- Make turning safer, more efficient, more fun



First Wave



Shop Innovations Santa Cruz Woodturners
June, 2020

Not So Holy Rollers

Gouge Safe in the Ways: Wells



More Ways Than One! Tool Table

Morgan Taylor



Tool Table Detail



Tool Table Slider detail



More Ways to Rack Your Brain: Maarten



More from Morgan: The Cart for All Seasons!



And a Cart from Dan Albridge Magnetism plus Wheels!




Even Turners Get the Blues:

Bill Arnold and the Renegade Tarpons



Shop Innovations Santa Cruz Woodturners
June, 2020

Center Finders for Spindle Blanks: John Wells



A Light Bulb Convection Kiln: John Wells



Chain Saw Horse: Raf

Better to spur the horse than slash the rider




2400 Lumen LED

Illuminate Those Scratches: Dennis Stewart



Another View



Oblique Angle Revelations



Note the high tech device to secure the dust hood

Bandsaw Sled for Narrow Blanks: Pens and Bobbins: Tim



Bandsaw II: Repurpose an old Miter

Tim Johnson



Shop Innovations Santa Cruz Woodturners
June, 2020

Skittery Things Stay Put! Maarten's Magnets



More Magnetism: Spindle Lock Keeper Wells



Sharpening Short-Bladed Scrapers: John



Ultimate Precision Adapter!

Adapter Ready to Serve



Adapter at Work



Let's Get Down to the Nitty Gritty



True Grit for Tim



Can't tell the players without a number

More Gritty Hacks

Linda's Sandpaper Scheme #1



Linda's Sandpaper Rack



Linda's Buff (We know)




Accordion File for Sandpaper: *Gotta be a Lawyer's Hack!*




More Sanding Innovations: *Just Kidding*



Sandpaper Macrame, Steps 1 & 2: Wells




Sandpaper Macrame Steps 3 &4



Template for Tenons & Mortises

Larry Thibault, Shop Teacher



Laminated Pine “Practice Bowls”

Larry Thibault




Intrinsic Depth Gauge Built-In for Learner Turners

Segmentation not Segregation: Larry Dubia



Segmented Bowl Steps: Larry Dubia



Segmented Bowl Aids: Larry Dubia



Segmented Bowl Aids

Larry Dubia



Segmentation: Larry Dubia



Gluing Layer 10: Larry Dubia



Shop Innovations Santa Cruz Woodturners

June, 2020

Segmented Bowl with Floating Stone

Larry Dubia



Computer Table Arm for Dust Collector

Dan Albridge



Attachment Detail




Note Maarten-esque Intermediate Debris Collector



Second Wave



Trammel Compass for Circle Log Cuts: John Wells



Roller Blade Bowl Steady

John Wells



Bowl Steady: Raf Strudley



Shop Innovations Santa Cruz Woodturners
June, 2020

Bowl Steady Detail: Ways Lock



Bowl Steady Detail Ways Lock 2



Bowl Steady Wheel Adjustment




No More Funnels!

The Escape Shelf & Depth Gauge: Wells




Depth Gauge & Kerf: Wells



Depth Gauge Hangs Over The Edge



Precise measurement of base thickness



Arithmetic

Gap measured (in mm...fractions too messy)

- Wall thickness
- 1-2 mm for concavity on base =

Amount of waste (tenon and escape shelf) to remove for perfect bottom thickness

Third Wave



Shop Innovations Santa Cruz Woodturners
June, 2020

Jamb Chuck Solution: *Nuts!*

Headstock Fitting: Tim



Wall Mounted Bendy Lamp is Not in the Way: Maarten



Laser Guide for Coring Depth

Dan Albridge



Laser Holder




Defining Diameter & Wall Thickness Oneway Coring System



Aligning Beam



Pinpoint Depth of Cut



Jig for Scribing Lines Parallel to Ways: John



Off-Lathe Bowl Mount: Raf



Off Lathe Bowl Mount Detail: Raf



Shop-Made Tap for Live Center Custom Screw-On Fixtures: John Wells



**Coarse $\frac{3}{4}$ " thread for
Oneway tailstock**

Shop Made Screw Chucks: John Wells



Question and Answer



John Wells: Maple burl shallow bowl

July 20 Meeting

- Again via Zoom
- Finishing School—

John Wells and the RPM Five



Special Session: Glenn Lucas

Live From Ireland August 1

Via Zoom: 8:30 - 11



Shop Innovations Santa Cruz Woodturners
June, 2020

Stay Safe, Use that Mask, and Keep Turning Wood



Wells Shoemaker, President; Linda Anderson, Vice President
Raf Strudley, Treasurer; Tim Johnson, Secretary
Maarten Meerman, Immediate Past President